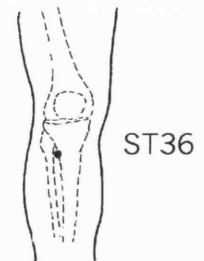
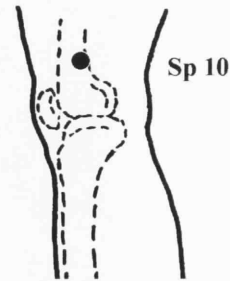
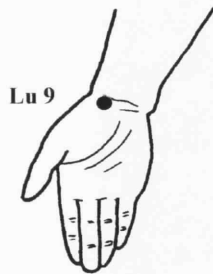
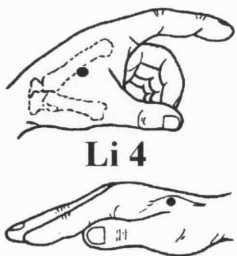
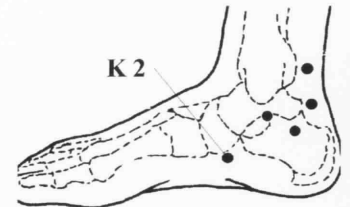
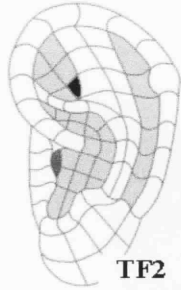
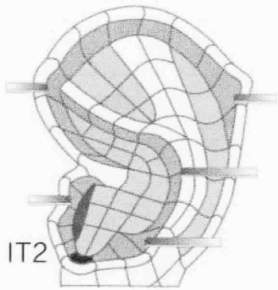
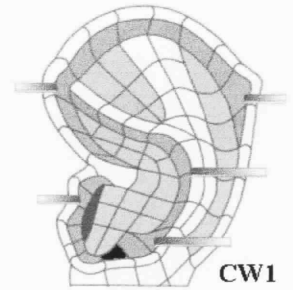
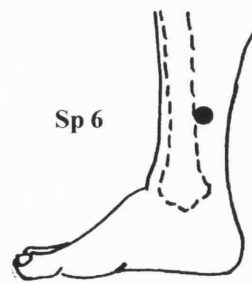
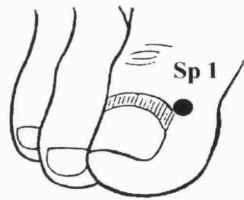
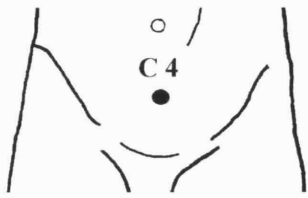


# AcuPoint Analysis MENOPAUSE DISORDERS\*

## Points



# AcuPoint Analysis

## MENOPAUSE DISORDERS\*

(DESCRIPTIONS)

Point	Description
<b>C04</b>	3 cun below, and in line with the navel.
<b>SP01</b>	At the corner of the root of the nail in the large toe. Inside of the toe away from the other toes.
<b>SP06</b>	The width of one hand (3 thumbs) above the crown of the inner ankle, just behind the shin bone on the front of the leg.
<b>ECW01</b>	GENITAL CONTROL, GONADOTROPHINS (FSH, LH), OVARIES OR TESTES .C
<b>EIT02</b>	Endocrine Point, Internal Secretion, Thyrotropins (TSH).
<b>ETF02</b>	Master Point 1, (Shen Men), French Hip, Chinese Shen Men (Divine Gate), Pelvic Cavity, French Wonder Point. Located in the middle of the 2st zone of the Triangular Fossa. This master point alleviates pain, tension, anxiety, and depression.
<b>C06</b>	1.5 Cun below the navel.
<b>K02</b>	On the inner edge of the foot, the width of one hand forward (direction of the toes) from the tip of the heel.
<b>LI04</b>	On the back of the hand between the thumb and index finger metacarpal bones. Find the spot midway on the bone that connects the index finger to the wrist. Sometimes this point is easy to find by squeezing two fingers together to form a small mound and marking an imaginary point at the peak of that mound. Then probe inward toward the main body of the hand, right on the bone.
<b>LU09</b>	On the crease closest to the hand of the inner wrist, in line with the thumb.
<b>SP10</b>	The width of two thumbs above the top of the kneecap, in the inner thigh, approximately in line with the crown of the inner ankle.
<b>ST36</b>	The width of one hand (3 Cun) below the bottom of the kneecap, and the width of one thumb (1 Cun) toward the outside of the leg (direction of the small toe.) Found in the trough or valley where the two most prominent bones of the calf come together.
<b>FB38</b>	Ovary. Both sides of the bottom of the foot.
<b>FO38</b>	Ovary. Outside of foot midway between the outside ankle bone and the edge of the heel.